

Applicazione Parete

Applique monodirezionale IP40 con 112 led da 0,09W.
Corpo in lega di alluminio e copertura in PMMA.
Installazione a parete con apposita staffa.
Dotata di vano tecnico per eseguire la connessione.
Unità di alimentazione incorporata.

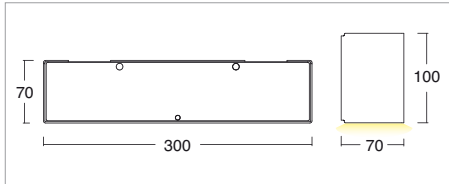

Application Wall

Monodirectional IP40 applique with 112 leds of 0,09W
Aluminum alloy body with PMMA cover
Wall installation with bracket provided
Technical compartment to make connections
Power supply unit incorporated



KELVIN	CRI	LUMEN NOMINALE 85° / NOMINAL LUMEN 85°	LUMEN EFFETTIVI / REAL OUTPUT
2700	90	840/840	~ 680/680
3000	80	1050/1050	~ 850/850
4000	75	1080/1080	~ 950/950

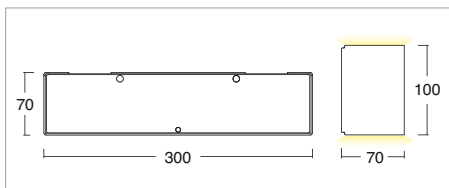
Kalia



Codice/Cod: **3161** *** *** *** ***

FORMA SHAPE	FINITURA FINISH	COLORE COLOUR	OTTICHE OPTICALS
Quadrato / Square	White Grey	5000 K 4000 K 3000 K 2700 K	Diffused
	20 3 5	1 2 3 W	0

Kalia Bi



Codice/Cod: **3162** *** *** *** *** *** ***

FORMA SHAPE	FINITURA FINISH	COLORE COLOUR	OTTICHE OPTICALS	COLORE UP COLOUR UP	OTTICHE UP OPTICALS UP
Quadrato / Square	White Grey	5000 K 4000 K 3000 K 2700 K	Diffused	5000 K 4000 K 3000 K 2700 K	Diffused
	20 3 5	1 2 3 W	0	1 2 3 W	0