


# MEDEA H 20W/m 230V

Lampade a sospensione / Hanging lamp

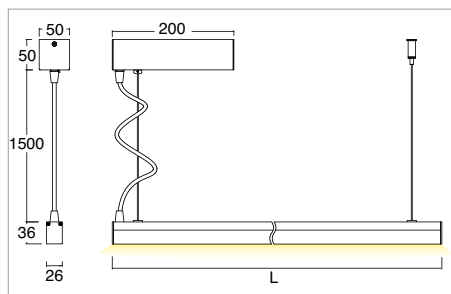



KELVIN	CRI	LUMEN EFFETTIVI / REAL OUTPUT	CLASSE ENERGETICA / ENERGY CLASS
2700	90	~ 1230/m	G
3000	90	~ 1310/m	G
4000	80	~ 1645/m	F

2006/95/CE -- 2002/95/CE -- 1907/2006/CE -- 2010/30/UE -- EN 60598-1 -- EN 60598-2-1 -- EN 60598 2-6 -- EN 62471 -- EN 62031



## Medea H 20W/m 230Vac



Codice/Cod: **3150**    ...    ...    ...    ...    ...    ...

FORMA SHAPE	FINITURA FINISH	COLORE COLOUR	OTTICHE OPTICALS	LUNGHEZZA LENGHT
Lineare / Linear	White □ RAL 9010	4000 K	Diffused	1535
	Black ■ RAL 9005	3000 K		1783
		2700 K		2031

## Descrizione / description

Lineare per interni con luce su 3 lati 20W/m. Disponibile in versione sospesa. Corpo in alluminio anodizzato o verniciato e schermo in PMMA. Disponibili nelle temperature colore 2700K - CRI90 / 3000K - CRI 90 / 4000K - CRI80, MacAdam Step 2. Emissione luce diffusa. Forniti con 1m di cavo. Durata L80 B20 a 100.000h Ta (temperatura ambiente) 25°. Versioni con alimentatore incorporato.

Linear profile for indoor use with light to the sides and downwards, 20W/m. Available as pendant. Anodized or painted aluminum housing and PMMA shade. Available in color temperatures 2700K - CRI90 / 3000K - CRI 90 / 4000K - CRI80, MacAdam Step 2. Diffuse light emission. Supplied with 1m cable. Lifetime L80 B20 at 100.000h Ta (ambient temperature) 25°. Versions with built-in ballast.