

# MEDEA A

Applique / Wall lamp

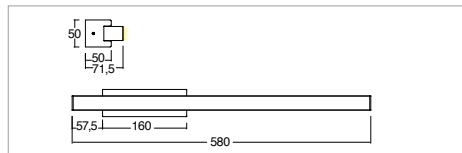
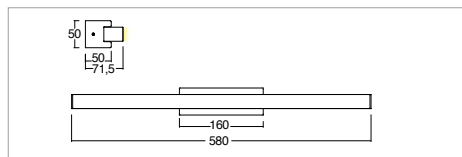


KELVIN	CRI	LUMEN EFFETTIVI / REAL OUTPUT 580MM	LUMEN EFFETTIVI / REAL OUTPUT 1010MM	CLASSE ENERGETICA / ENERGY CLASS
2700	90	~ 695/m	~ 1230/m	G
3000	90	~ 741/m	~ 1310/m	G
4000	80	~ 929/m	~ 1645/m	F

2006/95/CE -- 2002 /95/CE -- 1907/2006/CE -- 2010/30/UE -- EN 60598-1 -- EN 60598-2-1 -- EN 60598 2-6 -- EN 62471 -- EN 62031



## Medea A 11,4W 230Vac - 580mm

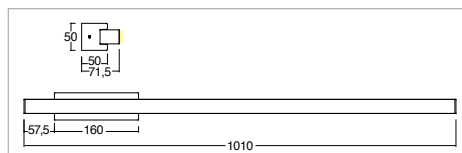
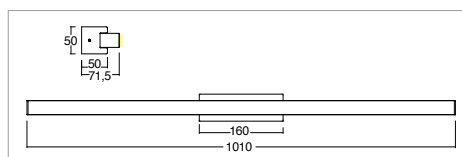


**W**  
11,4

Codice/Cod: **3219** ... ..

FORMA SHAPE	FINITURA FINISH	COLORE COLOUR	OTTICHE OPTICALS	LUNGHEZZA MM / LENGTH MM
Basetta centrale / Central base <b>00</b>	White □ RAL 9010	<b>3</b> 4000 K	<b>2</b> Diffused	<b>0</b> 580
Basetta laterale / Lateral base <b>01</b>	Black ■ RAL 9005	<b>6</b> 3000 K <b>W</b> 2700 K		<b>1010</b>

## Medea A 20,2W 230Vac - 1010mm



**W**  
20,2

Lineare per interni con luce su 3 lati 20W/m. Disponibile in con base a parete. Corpo in alluminio anodizzato o verniciato e schermo in PMMA. Disponibili nelle temperature colore 2700K - CRI90 / 3000K - CRI 90 / 4000K - CRI80, MacAdam Step 2. Emissione luce diffusa. Forniti con 1m di cavo. Durata L80 B20 a 100.000h Ta (temperatura ambiente) 25°. Versioni con alimentatore incorporato.

Linear profile for indoor use with light to the sides and downwards, 20W/m. Available with wall base. Anodized or painted aluminum housing and PMMA shade. Available in color temperatures 2700K - CRI90 / 3000K - CRI 90 / 4000K - CRI80, MacAdam Step 2. Diffuse light emission. Supplied with 1m cable. Lifetime L80 B20 at 100.000h Ta (ambient temperature) 25°. Versions with built-in ballast.